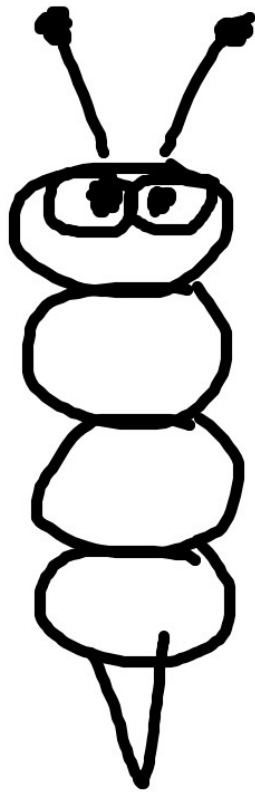


SQUIGGLE POP GOES TO SCHOOL



**Hi! I'm Squiggle
Pop!
I'm looking forward
to playing and
learning at school!
Come with me on my
first day!**

**A DRAWING
ACTIVITY BOOK
FOR CHILDREN
STARTING
SCHOOL**

Congratulations on having a school-aged child (almost!)

The transition to school is both a physical and an emotional change for children and their parents.

Children and parents can feel a range of emotions in the lead up to transition days and the first day of school.

This drawing activity book is designed to help children familiarise themselves with some of the aspects of school in a fun and engaging way. Working on it together could help parent and child communicate their thoughts and concerns.

While preparing children for school, many parents revisit their own experience of that time. These memories may impact how they approach their own child starting school. One page in this book invites parents to draw some of their own memories of starting school with the aim of giving parents the opportunity to unpack their own experience.

Why a drawing activity book?


There are a couple of reasons for creating a drawing activity book for children starting school.

Firstly, drawing is a key early literacy activity - as a precursor to writing* (a series of drawing patterns) and a communication tool in and of itself. Drawing before school is an important activity that aids writing development at school.

Secondly, a drawing activity book gives children the ability to add to and develop the story, making it a personal story about or including them. This approach follows the concept of social stories, which are personalised stories created by educators and therapists to help children adapt to life transitions and events.

Who is Squiggle Pop?

Squiggle Pop "pops" up in many Squiggle Kids books. In this book, Squiggle Pop gives suggestions to get your child started on each page. And together with your child, he's the star of this book!

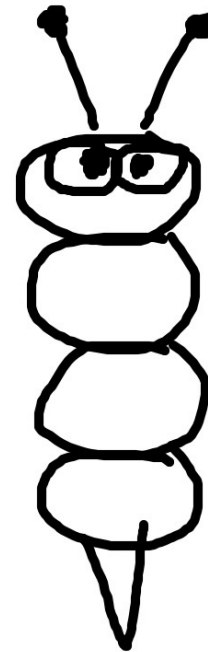


Want to know more about drawing with kids?

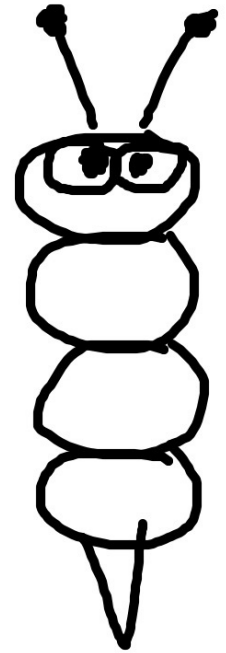

For information, activity ideas and resources, including our range of Squiggle Kids printable drawing books, visit www.memobooks.com.au/squigglekids/.

Green Leaf P.S. 

Hi there!
Today I am
starting
school. Come
with me to
find out more!





Time to get ready! Can you draw the things I'll need on my first day? A few ideas are in the box below.

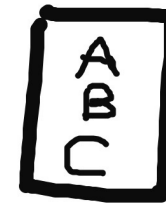



First stop: my new classroom!

Hello
Miss B!




Hello
Squiggle
Pop!




Can you draw some other things I might find?

Next stop: the school library!

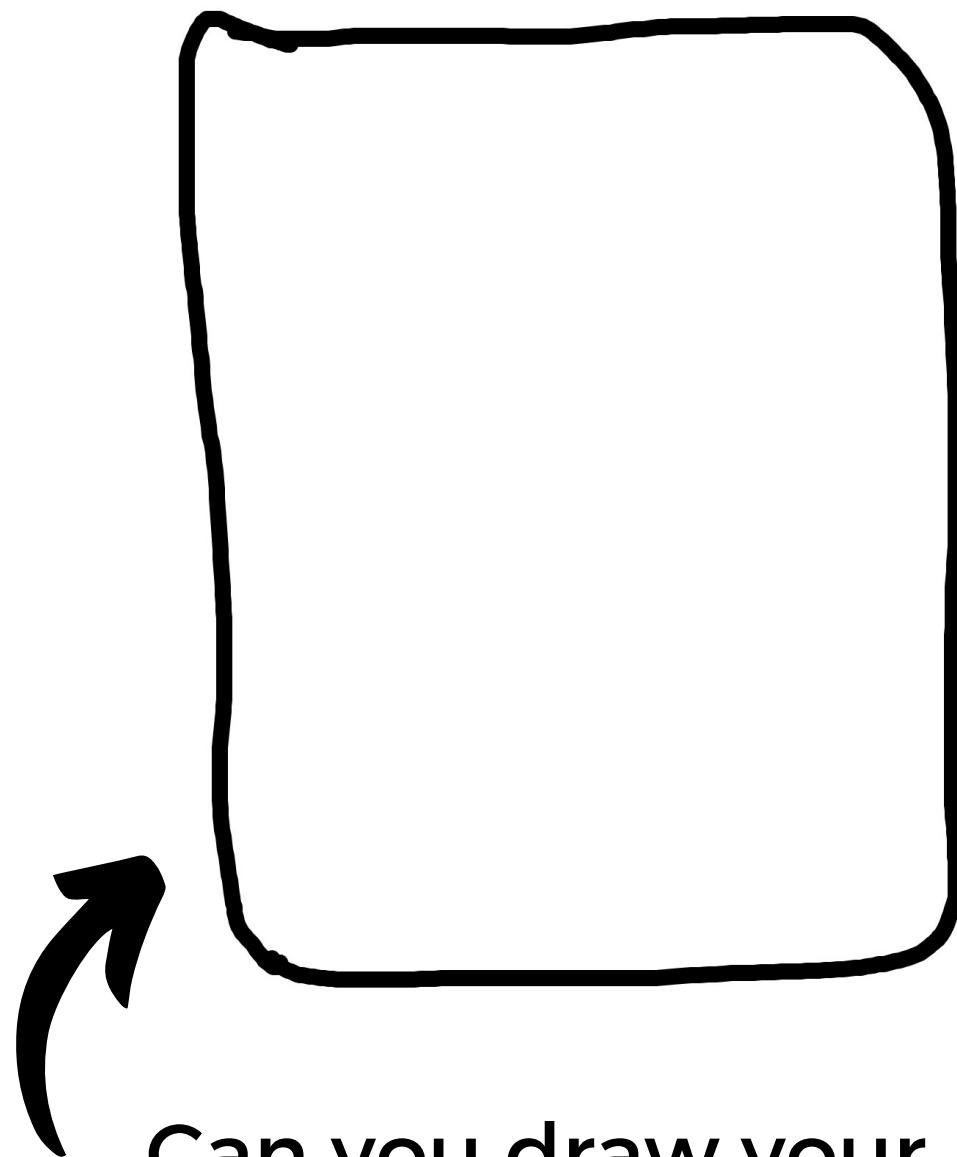



I'd like to borrow this book!

What books do you like? Draw one here .




Snack time! Yum! Look
what's in my lunchbox!


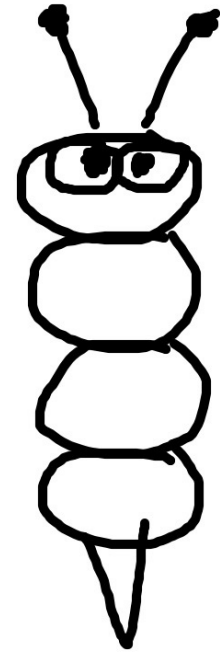



Can you draw your
lunchbox here?

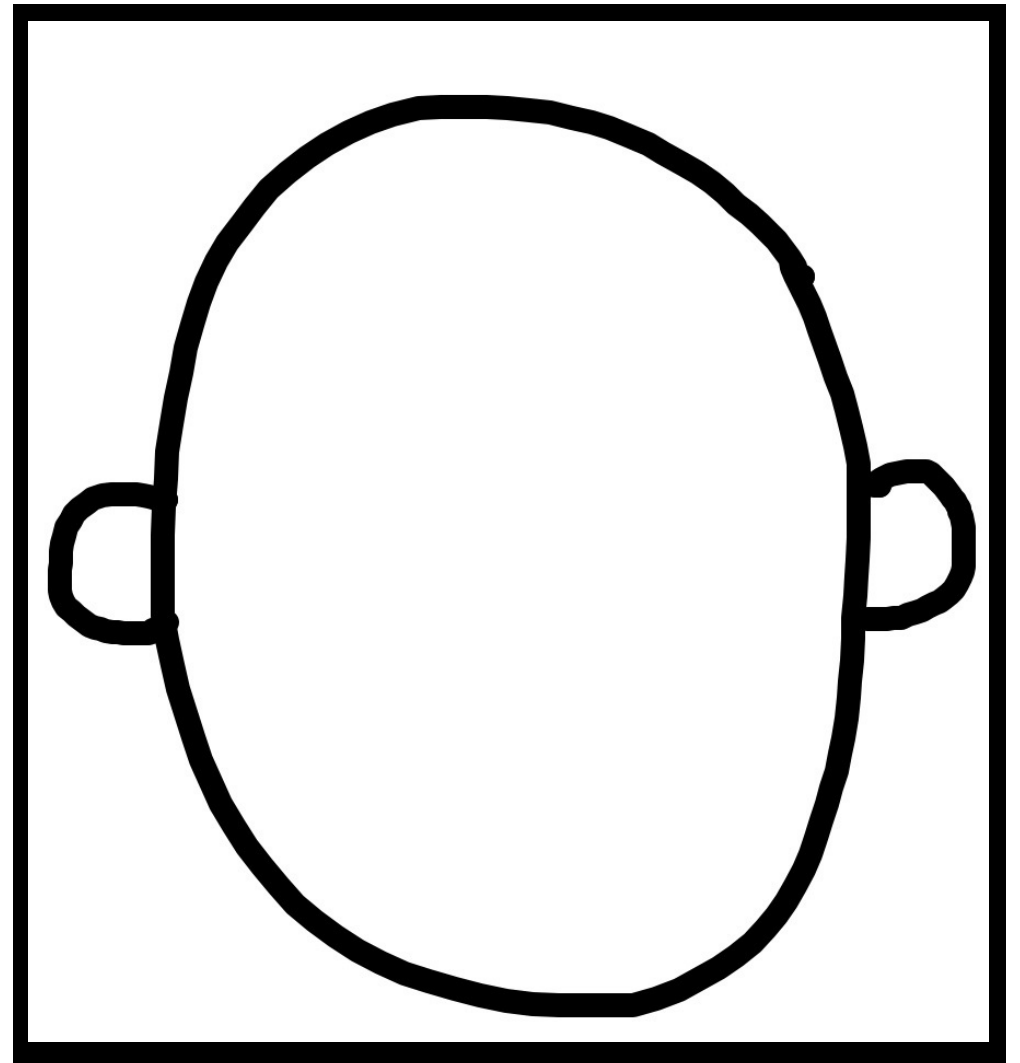

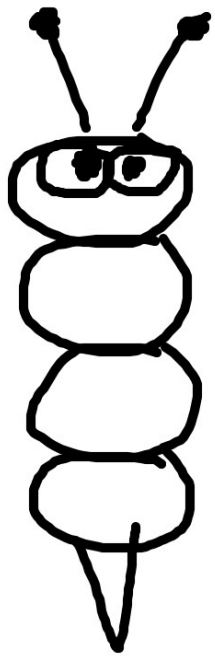
Playtime! Can you add some sand to the sandpit, finish the slide and add some flowers and trees?



My friend Sally
Snail is in the yard
too! Can you draw a
ball for us to play
with? Some ideas
are in the box
below.



**Wow! What a fun
day at school! I
can't wait to play
and learn more
tomorrow!**



**Who else is ready to play
and learn at school? Draw
them!**

**Can Mum or Dad draw something they
remember from school here?**

More space for more drawings about school!

**Copyright © 2020 Debbie Isaac and
Lauren Gardiner**



For more drawing books by Squiggle Kids, go to
www.memobooks.com.au/skdrawingbooks/

Academic references from the parent notes:

MacFarland, L, Mackenzie, N and Thompson, N (2018), Early childhood educators' and parents' perspective of literacy for children under three: An exploratory study, NZ International Research in Early Childhood Education Journal, 21(2), 45-58.

MacKenzie, N (2011), From drawing to writing: What happens when you shift teaching priorities in the first six months of school?, Australian Journal of Language and Literacy, 34(3), 322-340.